

*January 1, 2012*

# PRICE LIST



*"There Is No Equal"*

## **Featuring the following new McGuire items:**

Expanded line of lead free compliant stops and supplies.

*See page 8, 11.*

*Returned Goods Policy - See page 16.*

*Freight Policy - See page 16.*

*Minimum freight allowed orders \$2200.00, net.*

*See page 16 for terms and conditions.*



**McGuire Manufacturing Co., Inc.**  
 60 Grandview Court  
 P.O. Box 746 • Cheshire, CT 06410  
 203-699-1801 • Fax: 203-699-1813  
 www.mcguiremfg.com

**TRAPS**

♣ **“Classic McGuire”**

**PROFESSIONAL LINE** - heavy brass slip nuts, 1½ P-Trap length (full 12" C-E), 1¼ P-Trap length (full 11" C-E), 17GA wall bend.

**STOCK LINE PLUS** - heavy brass slip nuts, P-Trap length 10½" C-E, 17GA wall bend.

**STOCK LINE** - die cast slip nuts, P-Trap length 10½" C-E, 17GA wall bend.

♣ **“ECO-LINE”** - includes cast brass J-Bend, 17GA seamless brass wall bend and your choice of zinc or brass nuts and steel shallow or box flange.

♣ **17GA “Lite Commercial” P-Traps** - Includes 17GA seamless brass J-Bends and wall bends with your choice of zinc or brass nuts and steel shallow or box flange. Page 3.

**CAST BODY ADJUSTABLE P-TRAPS**

**WITH TUBULAR WALL BEND** (Fed. Spec. WWP-541)



with cleanout

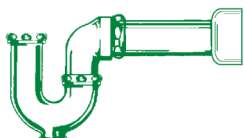


without cleanout

DESCRIPTION	POLISHED CHROME	
	PART #	PRICE
<b>♣ “Classic McGuire”</b>		
<b>PROFESSIONAL LINE</b>		
1¼ x 1¼ 17GA	<b>8872C</b>	45.00
1¼ x 1½ 17GA	<b>8902C</b>	50.01
1¼ x 1½ 17GA - without cleanout	<b>8902CNC</b>	50.01
1½ x 1¼ 17GA	<b>8912C</b>	50.01
1½ x 1¼ 17GA - without cleanout	<b>8912CNC</b>	50.01
1½ x 2 17GA	<b>8903C</b>	161.62
2 x 2 17GA	<b>8904C</b>	161.62
<b>STOCK LINE PLUS</b>		
1¼ x 1¼ 17GA	<b>B8872C</b>	41.51
1¼ x 1½ 17GA	<b>B8902C</b>	46.15
1¼ x 1½ 17GA - without cleanout	<b>B8902CNC</b>	46.15
1½ x 1¼ 17GA	<b>B8912C</b>	46.15
1½ x 1¼ 17GA - without cleanout	<b>B8912CNC</b>	46.15
<b>STOCK LINE</b>		
1¼ x 1¼ 17GA	<b>C8872C</b>	39.26
1¼ x 1½ 17GA	<b>C8902C</b>	42.90
1½ x 1¼ 17GA	<b>C8912C</b>	42.90

Use suffix GJ for 1½" ground joint wall bend on Professional Line.

**CAST BRASS N.Y. UTILITY TRAP**



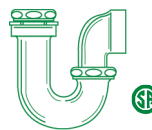
Solid, heavy cast brass utility trap with 17GA 10" utility arm and box flange.

DESCRIPTION	PART #	FINISH	PRICE
1¼ x 1¼, 1½	<b>8090M</b>	chrome	70.88

**VANDAL TRAP®**



Adjustable Style



Ground Jt. Swivel Style

Vandal Resistant Cast Body P-trap with or without cleanout. Furnished with brass friction inlet, cast brass slip nuts, 17GA seamless tubular wall bend and box flange.

Vandal Resistant Cast Brass P-trap with or without cleanout. Furnished with brass friction inlet, cast brass slip nuts, and cast brass ground elbow joint.

DESCRIPTION	POLISHED CHROME	
	PART #	PRICE
1¼ x 1¼ OUTLET	<b>V8902CNC</b>	69.32
1½ x 1¼ OUTLET	<b>V8912CNC</b>	69.32
1¼ x 1¼ IPS	<b>V8090CNC</b>	72.00
1½ x 1¼ IPS	<b>V8089CNC</b>	72.00
1¼ x 1¼ OUTLET w/cleanout	<b>V8902C</b>	69.32
1½ x 1¼ OUTLET w/cleanout	<b>V8912C</b>	69.32
1¼ x 1¼ IPS w/cleanout	<b>V8090C</b>	72.00
1½ x 1¼ IPS w/cleanout	<b>V8089C</b>	72.00

**CAST BRASS GROUND JOINT SWIVEL P-TRAPS**

(L.A. Style) (Fed. Spec. WWP-541)



Heavy cast brass adjustable P-Trap with cleanout plug. Furnished with cast brass ground elbow joint, and cast brass slip nuts.

DESCRIPTION	CHROME		SATIN		ROUGH BR	
	PART #	PRICE	PART #	PRICE	PART #	PRICE
1¼ x 1¼ IPS	<b>8088C</b>	49.41	<b>8088S</b>	41.91	<b>8088R</b>	40.47
1¼ x 1½ IPS	<b>8090C</b>	53.13	<b>8090S</b>	45.13	<b>8090R</b>	42.34
1½ x 1¼ IPS	<b>8089C</b>	53.13	<b>8089S</b>	45.13	<b>8089R</b>	42.34
1½ x 2 IPS	<b>1207C</b>	146.42	<b>1207S</b>	134.06	<b>1207R</b>	128.69
2 x 2 IPS	<b>1208C</b>	146.42	<b>1208S</b>	134.06	<b>1208R</b>	128.69

**CAST BRASS GROUND JOINT SWIVEL P-TRAPS WITHOUT**

**CLEAN OUT PLUG** (Los Angeles Approved)(Fed. Spec. WWP-541)



Heavy cast brass adjustable P-Trap without cleanout plug. Furnished with cast brass ground elbow joint, and cast brass slip nuts.

DESCRIPTION	CHROME	
	PART #	PRICE
1¼ x 1¼ IPS	<b>8090CNC</b>	53.13
1½ x 1¼ IPS	<b>8089CNC</b>	53.13



## CAST BRASS N.Y. REGULATION TRAPS



Solid, heavy cast brass P-Trap with cleanout plug. Furnished with cast brass slip nut. (Fed. Spec. WWP-541)

DESCRIPTION	PART #	FINISH	PRICE
1 1/4 x 1 1/2 IPS	<b>201C</b>	chrome	39.29
1 1/2 x 1 1/2 IPS	<b>202C</b>	chrome	39.29
1 1/2 x 2 IPS	<b>204C</b>	chrome	121.80
2 x 2 IPS	<b>205C</b>	chrome	121.80


## CAST BRASS NIPPLES WITH HEAVY BRASS SET SCREW FLANGE

For use with ground joint traps and N.Y. regulation traps.



DESCRIPTION	PART #	PRICE
1 1/4 x 6	<b>1127C</b>	43.70
1 1/2 x 6	<b>2127C</b>	48.51
2 x 6	<b>3127C</b>	129.82

## BOSTON TRAPS - CAST BRASS 8000 SERIES



Massachusetts  
Plumbing  
Code Approved

Heavy cast brass adjustable P-Trap with cleanout plug. Furnished with cast brass slip nuts, heavy 17GA brass tubular sweat extension, and chrome plated steel bell flange.

DESCRIPTION	PART #	FINISH	PRICE
1 1/4 x 1 1/2 4" SWT EXT	<b>8090CBOS4</b>	chrome	63.53
1 1/4 x 1 1/2 6" SWT EXT	<b>8090CBOS6</b>	chrome	67.65
1 1/4 x 1 1/2 8" SWT EXT	<b>8090CBOS8</b>	chrome	71.88
1 1/4 x 1 1/2 12" SWT EXT	<b>8090CBOS12</b>	chrome	80.26
1 1/2 x 1 1/2 4" SWT EXT	<b>8089CBOS4</b>	chrome	63.53
1 1/2 x 1 1/2 6" SWT EXT	<b>8089CBOS6</b>	chrome	67.65
1 1/2 x 1 1/2 8" SWT EXT	<b>8089CBOS8</b>	chrome	71.88
1 1/2 x 1 1/2 12" SWT EXT	<b>8089CBOS12</b>	chrome	80.26

## ECONOMY LINE TRAPS



Offshore packaged P-Traps. Made to same standards as Classic McGuire. Must be purchased in case quantity. No options available.

DESCRIPTION	PART #	CARTON QUANTITY	PRICE
1 1/4 x 1 1/4 17GA Die Cast Nuts	<b>C8872CECO</b>	25	33.57
1 1/4 x 1 1/4 17GA Brass Nuts, Box Flange	<b>8872CBECO</b>	25	34.80
1 1/4 x 1 1/2, 1 1/2 17GA Die Cast Nuts	<b>C8912CECO</b>	25	35.65
1 1/4 x 1 1/2, 1 1/2 17GA Brass Nuts, Box Flange	<b>8912CBECO</b>	25	36.91
Same as 8912CBECO, Less Cleanout	<b>8912CNCBECO</b>	25	37.12
1 1/4 x 1 1/2, 1 1/2 17GA Box Flange 18" C-E*	<b>8912C18BECO</b>	1	50.98
1 1/2 x 2, 2 17 GA Box Flange, Brass Nuts	<b>8904CBECO</b>	1	115.50

Note: 1 1/2" Eco P-Traps are provided with 1 1/4 x 1 1/2 reducing washer.  
 Note: Eco P-Traps available carton quantity only, (25 per carton).

## TRAP FLANGE AND WALL BEND OPTIONS

DESCRIPTION	SUFFIX	ADDITIONAL	CHARGE
Heavy Brass, Set Screw, Chrome Plated Flange	F	1 1/4" or 1 1/2" 2"	10.03 8.97
Deep Flange (Bell Type), Chrome Plated Brass	DF	1 1/4" or 1 1/2"	9.12
Deep Flange (Bell Type), Chrome Plated Steel	SDF	1 1/4" or 1 1/2"	1.39
Box Flange, Chrome Plated Wrought Steel	B	1 1/4" or 1 1/2"	4.21
Brass Box Flange	BF	1 1/4" or 1 1/2"	17.60
Wall Bend 12" (overall trap length) 15" Center-End	15	1 1/4"	8.86*
Wall Bend 15" (overall trap length) 18" Center-End	18	1 1/2"	11.60*
		1 1/4"	13.27*
		1 1/2"	16.08*

\*Option available only for Professional Line P-Traps.

See Page 12 For Special Pricing On Extra Long 1 1/2" 17GA Wall Bends.

## 17 GA TUBULAR P-TRAPS



with cleanout



without cleanout

### Suffix Designations:

B = Box Flange  
 NC = No Clean Out  
 ZN = Zinc nuts  
 GJ = Ground Joint Wall Bend

DESCRIPTION	POLISHED CHROME	
	PART #	PRICE
1 1/4 x 1 1/4 17GA, Brass nuts	<b>MCT125085</b>	26.74
1 1/4 x 1 1/4 17GA, Brass nuts	<b>MCT125085B</b>	27.70
1 1/4 x 1 1/4 17GA, Brass nuts	<b>MCT125085NC</b>	23.19
1 1/4 x 1 1/4 17GA, Brass nuts	<b>MCT125085NCB</b>	24.10
1 1/4 x 1 1/4 17GA	<b>MCT125075ZN</b>	23.39
1 1/4 x 1 1/4 17GA	<b>MCT125075NCZN</b>	21.14
1 1/4 x 1 1/2, 1 1/2 17GA, Brass nuts	<b>MCT150090B</b>	30.11
1 1/4 x 1 1/2, 1 1/2 17GA	<b>MCT150075ZN</b>	26.38
1 1/4 x 1 1/2, 1 1/2 17GA	<b>MCT150075NCZN</b>	24.34
1 1/4 x 1 1/2, 1 1/2 17GA, Brass nuts	<b>MCT150090NCB</b>	27.65
1 1/4 x 1 1/2, 1 1/2 17GA, Brass nuts	<b>MCT150090NCGJB</b>	27.80
1 1/4 x 1 1/2, 1 1/2 17GA, Brass nuts	<b>MCT150090NCGJ</b>	27.67

Lite commercial traps available carton quantity only (24 per carton).

## SANIGUARD®

### P-TRAPS

DESCRIPTION	PART #	CARTON QUANTITY	PRICE
1 1/4" Cast Body P-trap	8872CBSAN	25	59.27
1 1/2" x 1 1/2" Cast Body P-trap	8902CBSAN	25	64.03
1 1/2" Cast Body P-trap	8912CBSAN	25	64.03

### PO PLUGS AND STRAINERS

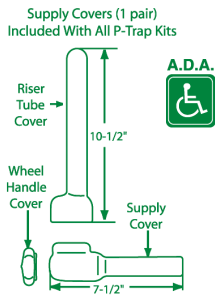
DESCRIPTION	PART #	CARTON QUANTITY	PRICE
Lavatory Open Grid PO Plug	155ASAN	44	35.14
Offset Lavatory Open Grid PO Plug	155WCSAN	25	53.35
PRODRAIN® No Overflow Lavatory Strainer	PRODRAINASAN	44	35.94
PRODRAIN® Offset No Overflow Lavatory Strainer	PRODRAINWCSAN	44	54.15
Stainless Steel Basket Strainer	151ASAN	25	46.52
Brass Basket Strainer	151SAN	25	54.66
Wide Top Sink Strainer	152SAN	25	49.83

Most McGuire products can be treated in SANIGUARD®. Please consult McGuire for pricing on additional items.



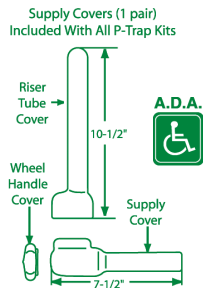
**PROWRAP® INSULATORS PATENTED**

**PREWRAPPED CAST BODY P-TRAP WITH TUBULAR WALL BEND**



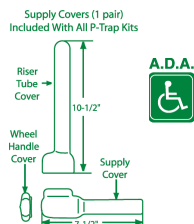
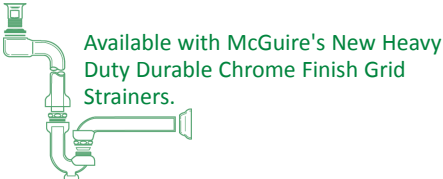
DESCRIPTION	PART #	PRICE
1¼ x 1¼ P-Trap Assembly	<b>PW2125</b>	114.92
1¼ x 1½, 1½ x 1½ P-Trap Assembly	<b>PW2150</b>	118.85
1¼ x 1½, 1½ x 1½ Assembly less cleanout	<b>PW2150NCO</b>	118.85
Same as PW2150NCO w/ grnd jnt wall bend	<b>PW2150GJ</b>	118.85
1¼ x 1½ Vandal Trap®	<b>PWV8902</b>	136.32
1¼ x 1½ Vandal Trap® less cleanout	<b>PWV8902NCO</b>	136.32
1½ x 1½ Vandal Trap®	<b>PWV8912</b>	136.32
1½ x 1½ Vandal Trap® less cleanout	<b>PWV8912NCO</b>	136.32

**PREWRAPPED CAST BRASS GROUND JOINT SWIVEL P-TRAP (LA STYLE)**



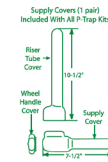
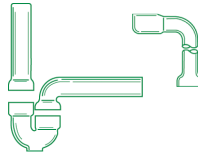
DESCRIPTION	PART #	PRICE
1¼ x 1½, 1½ x 1½ IPS Outlet	<b>PW8090</b>	123.27
1¼ x 1½, 1½ x 1½ IPS Outlet less cleanout	<b>PW8090NCO</b>	123.27
1¼ x 1½ Vandal Trap®	<b>PWV8090</b>	137.13
1¼ x 1½ Vandal Trap® less cleanout	<b>PWV8090NCO</b>	137.13
1½ x 1½ Vandal Trap®	<b>PWV8089</b>	137.13
1½ x 1½ Vandal Trap® less cleanout	<b>PWV8089NCO</b>	137.13

**PREWRAPPED CAST BODY P-TRAP WITH LAVATORY OFFSET ASSEMBLY**



DESCRIPTION	PART #	PRICE
1¼ x 1¼ Trap w/ Lavatory Offset Assembly	<b>PW2125WC</b>	170.54
1¼ x 1½ Trap w/ Lavatory Offset Assembly	<b>PW2150WC</b>	174.41
same as PW2150WC except w/grnd jt. wall bend	<b>PW2150GJWC</b>	174.41
1¼ x 1¼ Trap w/ PRODRAIN® Offset Assembly	<b>PW2125WCPRO</b>	172.06
1¼ x 1½ Trap w/ PRODRAIN® Offset Assembly	<b>PW2150WCPRO</b>	176.00
same as PW2125WC except with PW155HDWC	<b>PW2125HDWC</b>	177.44
same as PW2150WC except with PW155HDWC	<b>PW2150HDWC</b>	181.28
same as PW2150GJWC except with PW155HDWC	<b>PW2150GJHDWC</b>	181.28

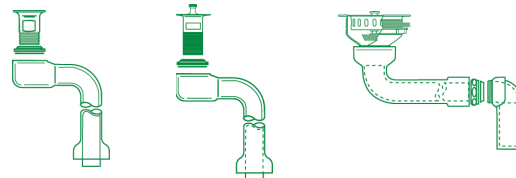
**RETROFIT INSULATION**



DESCRIPTION	PART #	PRICE
For 1¼ and 1½ Traps	<b>PW2000</b>	80.31
For 1¼ and 1½ Traps w/ Offset Drain Cover	<b>PW2000WC</b>	96.43
Lavatory Offset Drain Cover	<b>PWWC</b>	16.93

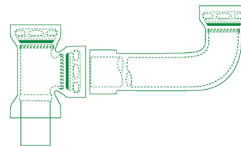
**PREWRAPPED OFFSET LAVATORY AND SINK STRAINER ASSEMBLY** \*Available w/ McGuire's PRODRAIN®.

Available with McGuire's New Heavy Duty Durable Chrome Finish Grid Strainers.



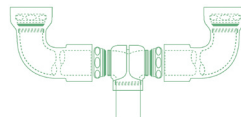
DESCRIPTION	PART #	PRICE
1¼ PreWrapped Lavatory Offset Assembly	<b>PW155WC</b>	56.43
1¼ PreWrapped Offset with Heavy Duty Finish Grid Drain	<b>PW155HDWC</b>	63.29
1¼ PreWrapped ProDrain™ Offset Assembly	<b>PWProDrainWC</b>	57.97
1¼ PreWrapped Lift and Turn Assembly	<b>PW155LATWC</b>	66.20
1¼ PreWrapped Chain & Stopper Assembly	<b>PW155CRSWC</b>	55.40
1½ Sink Offset Assembly	<b>PW1000WC</b>	131.30
1½ Offset with 151 Brass Strainer	<b>PW1151WC</b>	157.82
1½ Offset with 151A Stainless Strainer	<b>PW1151AWC</b>	151.19
1½ Offset with 149 Brass Strainer	<b>PW1149WC</b>	145.49
1½ Offset with 152 Brass Strainer	<b>PW1152WC</b>	156.23

**PREWRAPPED CONTINUOUS WASTES 1½ END OUTLET**



DESCRIPTION	PART #	PRICE
1½" Prewrapped End Outlet 16" CTR 17GA	<b>PW111C16G17</b>	112.37

**PREWRAPPED CONTINUOUS WASTES 1½ CENTER OUTLET**



DESCRIPTION	PART #	PRICE
1½" Prewrapped Center Outlet 16" CTR 17GA	<b>PW113C16G17</b>	152.21



## STRAINERS AND P.O. PLUGS

### CAST BRASS BEEHIVE URINAL STRAINERS

Optional: vandal resistant screws are available.



DESCRIPTION	PART #	FINISH	PRICE
Cast Brass Beehive Strainer	<b>1303</b>	chrome	59.68
Replacement Top w/Screws	<b>BT</b>	chrome	25.84

### CAST BRASS FLAT GRID URINAL STRAINERS

Optional: vandal resistant screws are available.



DESCRIPTION	PART #	FINISH	PRICE
Flat Grid 2" Strainer for lead caulk or soil pipe	<b>1233</b>	chrome	51.78
Replacement Top w/Screws	<b>FT</b>	chrome	19.29
2" IPS Adj Connections	<b>1233A2</b>	chrome	69.10
3" IPS Adj Connections	<b>1233A3</b>	chrome	83.04

### SHOWER STALL STRAINERS

Optional: vandal resistant screws are available.



DESCRIPTION	PART #	FINISH	PRICE
1½ FIP Strainer	<b>1266</b>	chrome	13.97
2" FIP Strainer	<b>1266A</b>	chrome	13.57
2" FIP Strainer w/ vandal-resistant screws	<b>1266AV</b>	chrome	16.29

### TRAY PLUG



DESCRIPTION	PART #	FINISH	PRICE
Tray Plug w/Rubber Stopper incl. 4" Tlpc. w/Brass Nuts	<b>150</b>	chrome	24.40
Same as 150 w/ 17GA Tlpc.	<b>150M</b>	chrome	25.95
Same as 150 less Tailpiece	<b>150LT</b>	chrome	19.70

### FLAT GRID SINK STRAINER



DESCRIPTION	PART #	FINISH	PRICE
Flat Grid Wrot Sink Strainer incl. 4" Tlpc. w/Brass Nuts	<b>149</b>	chrome	23.89
Same as 149 less Tailpiece	<b>149LT</b>	chrome	19.17

### WIDE TOP SINK STRAINER



DESCRIPTION	PART #	FINISH	PRICE
Wide Top Sink Strainer incl. 4" tlp.	<b>152</b>	chrome	36.54
Same with Brass Nuts	<b>152N</b>	chrome	37.60
Same as 152 less Tailpiece	<b>152LT</b>	chrome	31.44

### BAR SINK STRAINERS

Furnished with 1½" x 4" 20GA tailpiece and cast brass lock nuts.



DESCRIPTION	PART #	FINISH	PRICE
Bar Sink Strainer	<b>153</b>	chrome	24.31
Deep Bar Sink Strainer	<b>154</b>	chrome	37.22
Same as 153 less Tailpiece	<b>153LT</b>	chrome	19.56
Same as 154 less Tailpiece	<b>154LT</b>	chrome	32.54



## FAMILY OF QUALITY BASKET STRAINERS

### ♣ "Classic McGuire"

#### BRASS BASKET STRAINERS

Furnished with 1½" x 4" tailpiece, cast brass lock and coupling nuts.



DESCRIPTION	PART #	FINISH	PRICE
Brass Basket Strainer	<b>151</b>	chrome	41.37
Same with 17GA Tailpiece	<b>151M</b>	chrome	43.54
Same as 151 less Tailpiece	<b>151LT</b>	chrome	36.63

#### STAINLESS STEEL BASKET STRAINERS

Furnished with 1½" x 4" tailpiece.

DESCRIPTION	PART #	FINISH	PRICE
Stainless Steel Shell	<b>151A</b>	chrome	33.22
Same as 151A except 17GA Tlpc.	<b>151AM</b>	chrome	40.75
Same less Tailpiece	<b>151ALT</b>	chrome	25.49

### ♣ "Eco-Line" Stainless Steel

DESCRIPTION	PART #	FINISH	PRICE
Stainless Steel Shell	<b>151AECO</b>	chrome	22.47

Eco-Line strainers available carton quantity only, (24 per carton). Less tailpiece.

### HEAVY BRASS CHAIN AND RUBBER STOPPER P.O. PLUG

Furnished with cast brass follower and 1¼" x 6" 17GA tailpiece. (8", 10" and 12" tailpieces available).



DESCRIPTION	PART #	FINISH	PRICE
Chain and Stopper	<b>155</b>	chrome	26.97
Same less Tailpiece	<b>155LT</b>	chrome	21.07



**HEAVY DUTY FINISH GRID DRAIN**

"Looks Better, Lasts Longer than Conventional Chrome Plated Finishes".

Durable finish heavy solid top open grid P. O. plugs. Furnished with 6" 17GA tailpiece and cast brass lock nut.



DESCRIPTION	PART #	FINISH	PRICE
☒ "Classic McGuire" 1 1/4" OD 6" Tailpiece	<b>HD155A</b>	PVD chrome	36.03

**HEAVY BRASS SOLID TOP OPEN GRID P.O. PLUGS**

Furnished with 6" 17GA tailpiece, and cast brass lock nut. Other tailpiece lengths available.



DESCRIPTION	PART #	FINISH	PRICE
"Classic McGuire" 1 1/4" OD 6" Tailpiece	<b>155A</b>	chrome	25.32
1 1/4" OD 6" Tailpiece	<b>155ASC</b>	satn	30.25
1 1/4" OD 8" Tailpiece	<b>155A8</b>	chrome	31.56
1 1/4" OD 10" Tailpiece	<b>155A10</b>	chrome	33.94
1 1/4" OD 12" Tailpiece	<b>155A12</b>	chrome	36.60
1 1/2" OD 6" Tailpiece	<b>155A2</b>	chrome	32.16

**ECO-LINE HEAVY SOLID TOP OPEN GRID P.O. PLUGS**

DESCRIPTION	PART #	FINISH	PRICE
<b>ECO-LINE</b> 1 1/4" OD 6" Tailpiece	<b>155AECO</b>	chrome	17.77

Note: Eco Strainers available carton quantity only, (25 per carton).

**HEAVY BRASS POP UP P.O. PLUG**

Furnished with 1 1/4" x4" 17GA tailpiece and cast brass lock nut. Other tailpiece lengths available.



DESCRIPTION	PART #	FINISH	PRICE
Pop Up Plug	<b>155MP</b>	chrome	28.33

**HEAVY CAST BRASS LIFT AND TURN P.O. PLUG**

Furnished with 1 1/4" x 6" 17GA tailpiece. Other tailpiece lengths available.



DESCRIPTION	PART #	FINISH	PRICE
Lift and Turn	<b>155LAT</b>	chrome	30.01
Same less Tailpiece	<b>155LATLT</b>	chrome	23.97

**MCGUIRE'S PRODRAIN®**

(US PATENT 6,249,920) (CANADIAN PATENT 2,266,812)

Patented heavy cast brass grid drain for lavatories without overflows furnished with 1 1/4" x 6" 17GA tailpiece. Other tailpiece lengths available.



DESCRIPTION	PART #	FINISH	PRICE
1 1/4" Strainer Less Overflow	<b>ProDrain ProDrain2</b>	chrome	27.24
Same with 1 1/2" Tailpiece		chrome	36.63

**OFFSET LAVATORY STRAINER - A.D.A. COMPLIANT**



\*Available with A.D.A. Compliant Insulator Kit: Prewrapped or Retrofit See page 4 PROWRAP®.

DESCRIPTION	PART #	FINISH	PRICE
"Classic McGuire" Wheelchair Lavatory Strainer	<b>155WC</b>	chrome	47.46

DESCRIPTION	PART #	FINISH	PRICE
<b>ECO-LINE</b> Wheelchair Lavatory Strainer	<b>155WCECO</b>	chrome	33.00

Note: Eco Offset Strainers available carton quantity only, (25 per carton).

**OFFSET LIFT AND TURN P.O. PLUG**



\*Available prewrapped w/ McGuire's PROWRAP®. See page 4 PROWRAP®.

DESCRIPTION	PART #	FINISH	PRICE
Wheelchair Lavatory Strainer, Lift and Turn	<b>155LATWC</b>	chrome	59.27

**OFFSET CHAIN & RUBBER STOPPER STRAINER**



\*Available prewrapped w/ McGuire's PROWRAP®. See page 4 PROWRAP®.

DESCRIPTION	PART #	FINISH	PRICE
Wheelchair Lavatory Strainer, Chain and Rubber Stopper	<b>155CRSWC</b>	chrome	46.28

**MCGUIRE'S PRODRAIN® WHEELCHAIR STRAINER**

(US PATENT 6,249,920) (CANADIAN PATENT 2,266,812)




Offset lavatory grid strainer for lavatories without overflows.

\*Available prewrapped w/McGuire's PROWRAP® See page 4 PROWRAP®.

DESCRIPTION	PART #	FINISH	PRICE
1 1/4" Wheelchair Strainer less overflow	<b>PRODRAINWC</b>	chrome	49.37

**OFFSET SINK STRAINERS**



Available prewrapped in McGuire's seamless PROWRAP® insulation. See page 4 PROWRAP®.

DESCRIPTION	PART #	FINISH	PRICE	CARTON QUANTITY
Offset Only	<b>1000WC</b>	chrome	94.02	25
Offset w/151 Strainer	<b>1151WC</b>	chrome	125.78	10
Offset w/151A Strainer	<b>1151AWC</b>	chrome	117.87	10
Offset w/149 Strainer	<b>1149WC</b>	chrome	111.03	10
Offset w/152 Strainer	<b>1152WC</b>	chrome	124.02	10



**HEAVY DUTY DURABLE FINISH OFFSET  
LAVATORY STRAINER**



"Looks Better, Lasts Longer than Conventional Chrome Plated Finishes".

DESCRIPTION	PART #	FINISH	PRICE
"Classic McGuire" Wheelchair Lavatory Strainer	HD155WC	PVD chrome	58.17

**FLEXIBLE SUPPLIES**

Select from any (3) of McGuire's Commercial Quality Flexible Supplies.

**Convertible™ Quarter-Turn Ball Valve Line**

A true brass ball valve with a unique convertible handle, it's a loose key, it's a wheel handle, it's both.

**Standard Line** Traditional full turn compression set stem, solid brass stops.


**Premiere Heavy Line** Traditional full turn compression set heavy stem, heavy pattern stop, highly polished solid brass.

**LAVATORY SUPPLIES INCLUDE:**

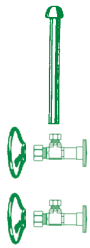
(2) Stop Valves, (2) Flexible Risers, (2) Chrome Plated Flanges

**CLOSET SUPPLIES INCLUDE:**

(1) Stop Valve, (1) Flexible Riser, (1) Chrome Plated Flange

**LAVATORY SUPPLIES**   
Supplied as pairs.

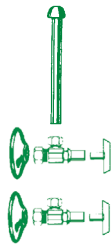
**Convertible™  
Quarter-Turn Ball Valve**




**Wheel Handle**



**Loose Key**



**CLOSET SUPPLIES**   
Supplied as each.


**Convertible™  
Quarter-Turn  
Ball Valve**



**Wheel Handle**



**Loose Key**



**NOTE** All McGuire supplies available with our new commercial quality stainless steel braided flexible risers. Use suffix **SS** after part number. See riser options on page 10 for pricing.

**LAVATORY SUPPLIES**

**CONVERTIBLE™ QUARTER-TURN BALL**

**VALVE SUPPLIES** 

DESCRIPTION	PART #	PRICE
½ IPS x ¾ OD	BV2165	31.68
½ Nominal x ¾ OD	BV2165CC	34.90
½ Copper Sweat x ¾ OD w/5" Ext. Tube	BV170	49.50
½ Copper Sweat x ¾ OD	BV175	31.74

**PIPE X COMPRESSION**

**H= Heavy Premiere Line LK= Loose Key** 

DESCRIPTION	PART #	PRICE
¾ IPS x ¾ OD STD	165	23.18
¾ IPS x ¾ OD STD LK	165LK	25.87
¾ IPS x ¾ OD HVY	H165	47.31
¾ IPS x ¾ OD HVY LK	H165LK	54.25
¾ IPS x ½ OD STD	167	38.39
¾ IPS x ½ OD STD LK	167LK	46.32
¾ IPS x ½ OD HVY	H167	57.46
¾ IPS x ½ OD HVY LK	H167LK	64.42
½ IPS x ¾ OD STD	2165	25.68
½ IPS x ¾ OD STD LK	2165LK	29.70
½ IPS x ¾ OD HVY	H2165	47.52
½ IPS x ¾ OD HVY LK	H2165LK	54.65
½ IPS x ½ OD STD	2167	41.04
½ IPS x ½ OD STD LK	2167LK	48.70
½ IPS x ½ OD HVY	H2167	58.16
½ IPS x ½ OD HVY LK	H2167LK	64.44

**COMPRESSION X COMPRESSION** 

DESCRIPTION	PART #	PRICE
½ Nominal x ¾ OD STD	2165CC	27.33
½ Nominal x ¾ OD STD LK	2165CCLK	30.00
½ Nominal x ¾ OD HVY	H2165CC	53.85
½ Nominal x ¾ OD HVY LK	H2165CCLK	60.60
½ Nominal x ½ OD STD	2167CC	31.93
½ Nominal x ½ OD STD LK	2167CCLK	35.84
½ Nominal x ½ OD HVY	H2167CC	61.10
½ Nominal x ½ OD HVY LK	H2167CCLK	66.99

**SWEAT X COMPRESSION** 

DESCRIPTION	PART #	PRICE
½ Copper Sweat x ¾ OD STD	175	24.64
½ Copper Sweat x ¾ OD STD LK	175LK	27.35
½ Copper Sweat x ¾ OD HVY	H175	65.06
½ Copper Sweat x ¾ OD HVY LK	H175LK	71.82
½ Copper Sweat x ½ OD STD	177	39.93
½ Copper Sweat x ½ OD STD LK	177LK	50.75



**SWEAT X COMPRESSION (WITH 5" EXTENSION TUBE)**



DESCRIPTION	PART #	PRICE
½ Copper Sweat x ¾ OD STD	<b>170</b>	37.87
½ Copper Sweat x ¾ OD STD LK	<b>170LK</b>	42.29
½ Copper Sweat x ¾ OD HVY	<b>H170</b>	73.74
½ Copper Sweat x ¾ OD HVY LK	<b>H170LK</b>	80.64
½ Copper Sweat x ½ OD STD	<b>171</b>	40.06
½ Copper Sweat x ½ OD STD LK	<b>171LK</b>	44.00
½ Copper Sweat x ½ OD HVY	<b>H171</b>	76.19
½ Copper Sweat x ½ OD HVY LK	<b>H171LK</b>	83.12

**CLOSET SUPPLIES**

**CONVERTIBLE™ QUARTER-TURN BALL**

**VALVE SUPPLIES**



DESCRIPTION	PART #	PRICE
½ IPS x ¾ OD	<b>BV2166</b>	23.90
½ Nominal x ¾ OD	<b>BV2166CC</b>	25.27
½ Copper Sweat x ¾ OD w/5" Ext. Tube	<b>BV172</b>	31.57
½ Copper Sweat x ¾ OD	<b>BV185</b>	23.73

**PIPE X COMPRESSION**

**H= Heavy Premiere Line LK= Loose Key**



DESCRIPTION	PART #	PRICE
¾ IPS x ¾ OD STD	<b>166</b>	14.09
¾ IPS x ¾ OD STD LK	<b>166LK</b>	15.56
¾ IPS x ¾ OD HVY	<b>H166</b>	26.27
¾ IPS x ¾ OD HVY LK	<b>H166LK</b>	32.11
¾ IPS x ½ OD STD	<b>169</b>	21.71
¾ IPS x ½ OD STD LK	<b>169LK</b>	25.71
¾ IPS x ½ OD HVY	<b>H169</b>	33.13
¾ IPS x ½ OD HVY LK	<b>H169LK</b>	36.78
½ IPS x ¾ OD STD	<b>2166</b>	15.44
½ IPS x ¾ OD STD LK	<b>2166LK</b>	17.25
½ IPS x ¾ OD HVY	<b>H2166</b>	26.41
½ IPS x ¾ OD HVY LK	<b>H2166LK</b>	30.14
½ IPS x ½ OD STD	<b>2169</b>	23.10
½ IPS x ½ OD STD LK	<b>2169LK</b>	27.01
½ IPS x ½ OD HVY	<b>H2169</b>	33.45
½ IPS x ½ OD HVY LK	<b>H2169LK</b>	37.19

**COMPRESSION X COMPRESSION**



DESCRIPTION	PART #	PRICE
½ Nominal x ¾ OD STD	<b>2166CC</b>	15.66
½ Nominal x ¾ OD STD LK	<b>2166CCLK</b>	17.58
½ Nominal x ¾ OD HVY	<b>H2166CC</b>	30.74
½ Nominal x ¾ OD HVY LK	<b>H2166CCLK</b>	34.42
½ Nominal x ½ OD STD	<b>2169CC</b>	17.38
½ Nominal x ½ OD STD LK	<b>2169CCLK</b>	19.35
½ Nominal x ½ OD HVY	<b>H2169CC</b>	33.00
½ Nominal x ½ OD HVY LK	<b>H2169CCLK</b>	36.10

**SWEAT X COMPRESSION**



DESCRIPTION	PART #	PRICE
½ Copper Sweat x ¾ OD STD	<b>185</b>	14.83
½ Copper Sweat x ¾ OD STD LK	<b>185LK</b>	16.80
½ Copper Sweat x ¾ OD HVY	<b>H185</b>	39.19
½ Copper Sweat x ¾ OD HVY LK	<b>H185LK</b>	44.07
½ Copper Sweat x ½ OD STD	<b>187</b>	26.25
½ Copper Sweat x ½ OD STD LK	<b>187LK</b>	27.99

**SWEAT X COMPRESSION (WITH 5" EXTENSION TUBE)**



DESCRIPTION	PART #	PRICE
½ Copper Sweat x ¾ OD STD	<b>172</b>	20.42
½ Copper Sweat x ¾ OD STD LK	<b>172LK</b>	23.39
½ Copper Sweat x ¾ OD HVY	<b>H172</b>	37.00
½ Copper Sweat x ¾ OD HVY LK	<b>H172LK</b>	40.81
½ Copper Sweat x ½ OD STD	<b>173</b>	24.10
½ Copper Sweat x ½ OD STD LK	<b>173LK</b>	27.56
½ Copper Sweat x ½ OD HVY	<b>H173</b>	49.41
½ Copper Sweat x ½ OD HVY LK	<b>H173LK</b>	52.02



**LEAD FREE LAVATORY SUPPLY KIT**

**STANDARD PATTERN**

DESCRIPTION	PART #	PRICE
¾" IPS x ¾" OD, Wheel Handle	LF165	30.14
¾" IPS x ¾" OD, Loose Key	LF165LK	33.63
½" IPS x ¾" OD, Wheel Handle	LF2165	33.43
½" IPS x ¾" OD, Loose Key	LF2165LK	40.64
½" IPS x ½" OD, Wheel Handle	LF2167	53.35
½" IPS x ½" OD, Loose Key	LF2167LK	66.63
½" SWT w/5" x ¾" OD, Wheel Handle	LF170	49.23
½" SWT w/5" x ¾" OD, Loose Key	LF170LK	54.98
½" SWT x ¾" OD, Wheel Handle	LF175	32.04
½" SWT x ¾" OD, Loose Key	LF175LK	35.55
½" Nom x ¾" OD, Wheel Handle	LF2165CC	35.53
½" Nom x ¾" OD, Loose Key	LF2165CCLK	39.00

**HEAVY PATTERN**

DESCRIPTION	PART #	PRICE
½" IPS x ¾" OD, Wheel Handle	LFH2165	52.25
½" IPS x ¾" OD, Loose Key	LFH2165LK	60.09
½" IPS x ½" OD, Wheel Handle	LFH2167	63.98
½" IPS x ½" OD, Loose Key	LFH2167LK	70.89
½" Nom x ¾" OD, Wheel Handle	LFH2165CC	59.23
½" Nom x ¾" OD, Loose Key	LFH2165CCLK	66.65
½" SWT w/5" x ¾" OD, Wheel Handle	LFH170	81.11
½" SWT w/5" x ¾" OD, Loose Key	LFH170LK	88.70
½" SWT x ¾" OD, Wheel Handle	LFH175	71.57
½" SWT x ¾" OD, Loose Key	LFH175LK	79.00



**RIGID SUPPLIES**

**RIGID LAVATORY SUPPLIES**


Each lavatory supply kit includes (2) brass stop valves with stuffing box, (4) chrome plated nipples, (2) reducers and (2) chrome plated steel flanges. (Tailpieces must be ordered separately).

**RIGID CLOSET SUPPLIES**

East closet supply kit includes (1) brass stop valve with stuffing box, (2) chrome plated nipples and (1) chrome plated steel flange. (Tailpieces must be ordered separately).


**STANDARD LINE** - Stop valves are chrome plated solid brass.  
**PREMIERE HEAVY LINE** - Heavy stop valves are chrome plated and highly polished solid brass.

**ANGLE LAVATORY SUPPLIES**




DESCRIPTION	PART #	PRICE
3/8 IPS STD	<b>158</b>	69.06 pr.
3/8 IPS STD LK	<b>158LK</b>	75.26 pr.
3/8 IPS HVY	<b>H158</b>	82.43 pr.
3/8 IPS HVY LK	<b>H158LK</b>	89.73 pr.
1/2 PS HVY	<b>H2158</b>	99.68 pr.
1/2 IPS HVY LK	<b>H2158LK</b>	107.13 pr.

**STRAIGHT LAVATORY SUPPLIES**



DESCRIPTION	PART #	PRICE
3/8 IPS STD	<b>157</b>	180.04 pr.
3/8 IPS STD LK	<b>157LK</b>	188.42 pr.

**ANGLE CLOSET SUPPLIES**



DESCRIPTION	PART #	PRICE
3/8 IPS STD	<b>159</b>	35.92 ea.
3/8 IPS STD LK	<b>159LK</b>	40.22 ea.
3/8 IPS HVY	<b>H159</b>	40.22 ea.
3/8 IPS HVY LK	<b>H159LK</b>	44.61 ea.

**STRAIGHT CLOSET SUPPLIES**



DESCRIPTION	PART #	PRICE
3/8 IPS STD	<b>160</b>	58.61 ea.
3/8 IPS STD LK	<b>160LK</b>	63.17 ea.

**BRASS TAILPIECES**



**NOW** Supplied As Each.

DESCRIPTION	PART #	PRICE
1/4 x 2 Straight EA.	<b>TPC2STR</b>	6.86 ea.
1/4 x 2 Offset EA.	<b>TPC2OFR</b>	11.29 ea.

**WHEELCHAIR LAVATORY SUPPLY**



Supplied as

DESCRIPTION	PART #	PRICE
3/8 IPS with 3/8 x 1/4 Reducer STD	<b>158WC</b>	112.75 pr.

**HOSPITAL SUPPLIES - HCASPL**



Includes Heavy Premiere Line solid brass chrome plated stop, loose key, 36" chrome plated riser, 5" nipple and flange.

DESCRIPTION	PART #	PRICE
3/8 IPS x 3/8 OD	<b>H165LKHCSPL</b>	68.36 ea.

**LAVATORY AND CLOSET SUPPLY OPTIONS**

**FLANGE OPTIONS** - Use suffix after supply part #

DESCRIPTION	SUFFIX	ADDITIONAL CHARGE	
		CLOSET	LAVATORY
Heavy Brass, Set Screw, Chrome Plated	F	9.05 ea.	18.10 pr.
Deep Flange (Bell Type), Chrome Plated Wrot Brass	DF	6.66 ea.	13.31 pr.
Deep Flange (Bell Type), Chrome Plated Steel	SDF	1.41 ea.	2.81 pr.



**NIPPLE OPTIONS - Use suffix after supply part #**

DESCRIPTION	SUFFIX	ADDITIONAL CHARGE		
		CLOSET		LAVATORY
3" Nipple	N3	7.97 ea.	3/8 IPS	15.94 pr.
		11.82 ea.	1/2 IPS	23.65 pr.
5" Nipple	N5	12.33 ea.	3/8 IPS	24.65 pr.
		14.99 ea.	1/2 IPS	29.99 pr.

**HANDLE OPTIONS - Use suffix after supply part #**

DESCRIPTION	SUFFIX	ADDITIONAL CHARGE	
		CLOSET	LAVATORY
Cross Handle	X1	7.04 ea.	14.07 pr.

**RISER OPTIONS FLEXIBLE COPPER - Use suffix after supply part #**

DESCRIPTION	SUFFIX	ADDITIONAL CHARGE	
		3/8" OD	1/2" OD
Lavatory	15"	R15	3.83 pr. N/A
	20"	R20	8.11 pr. 9.70 pr.
	36"	R36	36.10 pr. N/A
Closet	20"	R20	4.26 ea. 4.73 ea.
	Compression	CR	5.78 ea.
Sweat	20"	CR20	11.47 ea.
	12"	SR	3.09 ea.
	20"	SR20	8.49 ea.

**RISER OPTIONS BRAIDED STAINLESS STEEL**

Use suffix after supply part #

DESCRIPTION	SUFFIX	ADDITIONAL CHARGE	
		3/8" OD	1/2" OD
Lavatory	9"	SS9	N/C
	12"	SS12	1.72 pr. N/C
	16"	SS16	3.35 pr.
	20"	SS20	4.97 pr. 1.73 pr.
	30"	SS30	9.46 pr.
	36"	SS36	12.18 pr.
Closet	12"	SS12	1.72 ea. N/C
	16"	SS16	3.35 pr.
	20"	SS20	3.16 ea.

N/C = No additional charge

**LOCK SHIELD CAPS - For Loose Key Supplies.**

Use suffix after supply part #

DESCRIPTION	SUFFIX	ADDITIONAL CHARGE	
		CLOSET	LAVATORY
Standard-For Conv. and Std. Supplies	C	2.72 ea.	5.44 pr.
Hvy Duty-For Premiere Line Supplies	C	2.72 ea.	5.44 pr.

**SINGLE SUPPLY OPTION FOR LAVATORIES**

Use suffix after supply part #

DESCRIPTION	SUFFIX	ADDITIONAL CHARGE
Lavatory (Single Supply Option)	EA	1/2 pair list price + 2.36

**STUFFING BOX OPTION FOR SUPPLIES**

Use suffix after supply part #

DESCRIPTION	SUFFIX	ADDITIONAL CHARGE	
		CLOSET	LAVATORY
Stuffing box for supplies	SB	3.92 ea	7.83 pr.

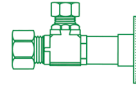
**SCREWDRIVER STEM OPTION FOR SUPPLIES**

Use suffix after supply part #

DESCRIPTION	SUFFIX	ADDITIONAL CHARGE	
		CLOSET	LAVATORY
Screwdriver stem for supplies	SD	3.92 ea	7.83 pr.

**ANGLE STOPS**

**CONVERTIBLE™ QUARTER-TURN BALL VALVES**

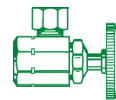


Convertible™ Ball Valve  
Loose Key Handle

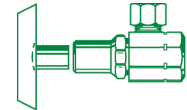
DESCRIPTION	PART #	CARTON QUANTITY	PRICE
1/2 IPS x 3/8 OD	BV02	50	12.55
1/2 Nominal x 3/8 OD	BV09	50	12.75
1/2 Copper Swt x 3/8 OD w/5" Ext.	BV082	50	18.70
1/2 Copper Swt x 3/8 OD	BV07	50	11.27

**H= Heavy Premiere Line**

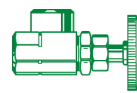
**LK= Loose Key**



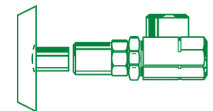
Pipe x Compression



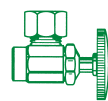
DESCRIPTION	PART #	CARTON QUANTITY	PRICE
3/8 IPS x 3/8 OD STD	ST01	50	6.62
3/8 IPS x 3/8 OD STL LK	ST01LK	50	8.03
3/8 IPS x 3/8 OD HVY	HST01	50	18.53
3/8 IPS x 3/8 OD HVY LK	HST01LK	50	22.23
1/2 IPS x 3/8 OD STD	ST02	50	7.74
1/2 IPS x 3/8 OD STD LK	ST02LK	50	9.16
1/2 IPS x 3/8 OD HVY	HST02	50	18.66
1/2 IPS x 3/8 OD HVY LK	HST02LK	50	22.66
3/8 IPS x 1/2 OD STD	ST03	50	9.01
3/8 IPS x 1/2 OD STD LK	ST03LK	50	10.76
3/8 IPS x 1/2 OD HVY	HST03	50	20.83
3/8 IPS x 1/2 OD HVY LK	HST03LK	50	24.48
1/2 IPS x 1/2 OD STD	ST04	50	10.96
1/2 IPS x 1/2 OD STD LK	ST04LK	50	12.26
1/2 IPS x 1/2 OD HVY	HST04	50	21.11
1/2 IPS x 1/2 OD HVY LK	HST04LK	50	24.78



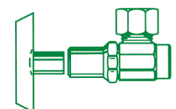
Pipe x Pipe  
with Stuffing Box



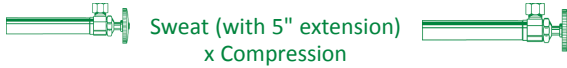
DESCRIPTION	PART #	CARTON QUANTITY	PRICE
3/8 IPS x 3/8 IPS STD	ST05SB	50	12.27
3/8 IPS x 3/8 IPS STL LK	ST05LKSB	50	13.49
3/8 IPS x 3/8 IPS HVY	HST05SB	50	20.82
3/8 IPS x 3/8 IPS HVY LK	HST05LKSB	50	24.48
1/2 IPS x 1/2 IPS HVY	HST06SB	50	21.99
1/2 IPS x 1/2 IPS HVY LK	HST06LKSB	50	25.62



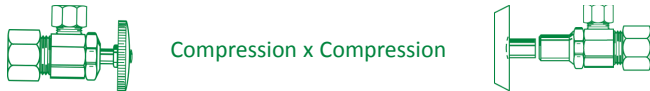
Sweat x Compression



DESCRIPTION	PART #	CARTON QUANTITY	PRICE
1/2 Copper Swt x 3/8 OD STD	ST07	50	6.92
1/2 Copper Swt x 3/8 OD STD LK	ST07LK	50	8.41
1/2 Copper Swt x 3/8 OD HVY	HST07	50	23.54
1/2 Copper Swt x 3/8 OD HVY LK	HST07LK	50	27.25
1/2 Copper Swt x 1/2 OD STD	ST08	50	8.51
1/2 Copper Swt x 1/2 OD STD LK	ST08LK	50	9.85



DESCRIPTION	PART #	CARTON QUANTITY	PRICE
½ Copper Swt x ¾ OD STD	ST082	50	11.07
½ Copper Swt x ¾ OD STD LK	ST082LK	50	12.19
½ Copper Swt x ¾ OD HVY	HST082	50	31.47
½ Copper Swt x ¾ OD HVY LK	HST082LK	50	34.99
½ Copper Swt x ½ OD STD	ST084	50	13.07
½ Copper Swt x ½ OD STD LK	ST084LK	50	14.42
½ Copper Swt x ½ OD HVY	HST084	50	32.49
½ Copper Swt x ½ OD HVY LK	HST084LK	50	36.17



DESCRIPTION	PART #	CARTON QUANTITY	PRICE
½ Nominal x ¾ OD STD	ST09	50	8.41
½ Nominal x ¾ OD STD LK	ST09LK	50	10.26
½ Nominal x ¾ OD HVY	HST09	50	22.69
½ Nominal x ¾ OD HVY LK	HST09LK	50	26.39
½ Nominal x ½ OD STD	ST10	50	9.16
½ Nominal x ½ OD STD LK	ST10LK	50	10.56
½ Nominal x ½ OD HVY	HST10	50	23.56
½ Nominal x ½ OD HVY LK	HST10LK	50	27.25

## STRAIGHT STOPS

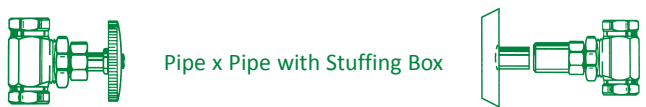
H= Heavy Premiere Line    LK= Loose Key




DESCRIPTION	PART #	CARTON QUANTITY	PRICE
½ Copper Swt x ¾ OD STD	ST182	50	11.53
½ Copper Swt x ¾ OD STD LK	ST182LK	50	12.38



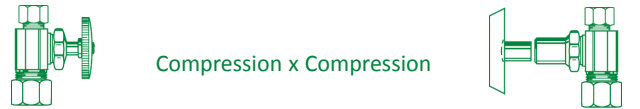
DESCRIPTION	PART #	CARTON QUANTITY	PRICE
¾ IPS x ¾ OD STD	ST11	50	7.47
¾ IPS x ¾ OD STL LK	ST11LK	50	8.91
¾ IPS x ¾ OD HVY LK	HST11LK	50	22.23
½ IPS x ¾ OD STD	ST12	50	8.36
½ IPS x ¾ OD STD LK	ST12LK	50	10.66
¾ IPS x ½ OD STD	ST13	50	12.43
¾ IPS x ½ OD STD LK	ST13LK	50	13.74
½ IPS x ½ OD STD	ST14	50	18.48
½ IPS x ½ OD STD LK	ST14LK	50	20.82




DESCRIPTION	PART #	CARTON QUANTITY	PRICE
¾ IPS x ¾ IPS STD	ST15SB	50	14.24
¾ IPS x ¾ IPS STD LK	ST15LKS	50	15.97
½ IPS x ½ IPS STD	ST155SB	50	18.05
½ IPS x ½ IPS STD LK	ST155LKS	50	19.55



DESCRIPTION	PART #	CARTON QUANTITY	PRICE
½ Copper Swt x ¾ OD STD	ST16	50	7.67
½ Copper Swt x ¾ OD STD LK	ST16LK	50	8.97
½ Copper Swt x ½ OD STD	ST19	50	16.04
½ Copper Swt x ½ OD STD LK	ST19LK	50	17.43



DESCRIPTION	PART #	CARTON QUANTITY	PRICE
½ Nominal x ¾ OD STD	ST17	50	8.80
½ Nominal x ¾ OD STD LK	ST17LK	50	10.02
½ Nominal x ½ OD STD	ST18	50	16.32
½ Nominal x ½ OD STD LK	ST18LK	50	17.72



## LEAD FREE ANGLE STOPS

### STANDARD PATTERN

DESCRIPTION	PART #	CARTON QUANTITY	PRICE
¾" IPS x ¾" OD	LFST01	50	9.25
¾" IPS x ¾" OD LK	LFST01LK	50	11.69
½" IPS x ¾" OD	LFST02	50	11.51
½" IPS x ¾" OD LK	LFST02LK	50	12.81
½" IPS x ½" OD	LFST04	50	14.24
½" IPS x ½" OD LK	LFST04LK	50	15.52
½" SWT x ¾" OD	LFST07	50	8.56
½" SWT x ¾" OD LK	LFST07LK	50	9.96
½" SWT w/5" x ¾" OD	LFST082	50	13.00
½" SWT w/5" x ¾" OD LK	LFST082LK	50	14.50
½" NOM x ¾" OD	LFST09	50	10.67
½" NOM x ¾" OD LK	LFST09LK	50	12.03

### HEAVY PATTERN

DESCRIPTION	PART #	CARTON QUANTITY	PRICE
½" IPS x ¾" OD	LFHST02	50	20.52
½" IPS x ¾" OD LK	LFHST02LK	50	24.92
½" IPS x ½" OD	LFHST04	50	23.22
½" IPS x ½" OD LK	LFHST04LK	50	27.26
¾" IPS x ¾" IPS w/SB LK	LFHST05LKS	50	26.40
½" IPS x ½" IPS w/SB LK	LFHST06LKS	50	28.18
½" SWT x ¾" OD	LFHST07	50	25.90
½" SWT x ¾" OD LK	LFHST07LK	50	29.98
½" SWT w/5" x ¾" OD	LFHST082	50	34.62
½" SWT w/5" x ¾" OD LK	LFHST082LK	50	38.48
½" NOM x ¾" OD	LFHST09	50	24.95
½" NOM x ¾" OD LK	LFHST09LK	50	29.01



**CONTRACTOR TRIM KITS**

- McGuire Contractor Trim Kits are designed for individual contractors based on their installation requirements.

- All trim components (P-Traps, strainers, water supplies and fittings) are packed in one box with the contractor's part number and trim package name. One box to order, one box to stage and one box to clean up.

- Information on designing contractor kit is available at [www.mcguiremfg.com](http://www.mcguiremfg.com).

**CONTINUOUS WASTES**

**CONTINUOUS WASTES - REGULAR DUTY**

1½ End Outlet



Available Prewrapped in McGuire's Prowrap®  
 111C16G17 ONLY

DESCRIPTION	PART #	PRICE
1½ End Outlet 16" CTR 20GA	<b>111C16G20</b>	51.40
1½ End Outlet 16" CTR 17GA	<b>111C16G17</b>	64.17
1½ End Outlet 21" CTR 20GA	<b>111C21G20</b>	62.40
1½ End Outlet 21" CTR 17GA	<b>111C21G17</b>	75.27
1½ End Outlet 25" CTR 20GA	<b>111C25G20</b>	72.36
1½ End Outlet 25" CTR 17GA	<b>111C25G17</b>	89.57

**CONTINUOUS WASTES - REGULAR DUTY**

1½ Center Outlet



Available Prewrapped in McGuire's Prowrap®  
 113C16G17 ONLY

DESCRIPTION	PART #	PRICE
1½ Ctr Outlet 16" CTR 20GA	<b>113C16G20</b>	64.44
1½ Ctr Outlet 16" CTR 17GA	<b>113C16G17</b>	81.48
1½ Ctr Outlet 21" CTR 20GA	<b>113C21G20</b>	70.32
1½ Ctr Outlet 21" CTR 17GA	<b>113C21G17</b>	84.98
1½ Ctr Outlet 25" CTR 20GA	<b>113C25G20</b>	80.80
1½ Ctr Outlet 25" CTR 17GA	<b>113C25G17</b>	95.49

**HEAVY DUTY BATTERY INSTALLATION**

**CONTINUOUS WASTES**



DESCRIPTION	PART #	PRICE
<b>END OUTLET</b>		
1½ x 1½ 2 Part	<b>5202</b>	131.84
1¼ x 1½ 2 Part	<b>5204</b>	138.34
1½ x 1½ 3 Part	<b>520A2</b>	162.09
1¼ x 1½ 3 Part	<b>520A4</b>	162.49
<b>CENTER OUTLET</b>		
1½ x 1½ 3 Part	<b>5212</b>	269.76
1¼ x 1½ 3 Part	<b>5214</b>	270.61

**HEAVY BRASS NIPPLES AND FLANGES**

**HEAVY SOLID BRASS SET SCREW FLANGES (Polished Chrome)**



DESCRIPTION	CHROME	
	PART #	PRICE
¾ IPS	<b>127038</b>	9.57
½ IPS	<b>127050</b>	9.70
⅝ OD (½" Copper)	<b>127058</b>	9.93
1¼ OD (⅝" Copper)	<b>127069</b>	10.22
¾ IPS	<b>127075</b>	10.70
⅞ OD (¾" Copper)	<b>127078</b>	10.70
1" IPS	<b>127100</b>	11.46
1¼ IPS	<b>127125I</b>	11.66
1¼ OD	<b>127125O</b>	10.89
1½ IPS	<b>127150I</b>	12.03
1½ OD	<b>127150O</b>	11.06
1⅝ OD (1½" Copper)	<b>127158O</b>	20.23
1⅝ OD	<b>127172O</b>	20.23
2" IPS	<b>127200I</b>	18.63
2" OD	<b>127200O</b>	17.61

**CAST BRASS NIPPLES (Polished Chrome)**



DESCRIPTION	CHROME	
	PART #	PRICE
¾ x 1½	<b>N038015</b>	6.16
¾ x 2	<b>N038020</b>	6.89
¾ x 3	<b>N038030</b>	7.97
¾ x 3½	<b>N038035</b>	9.22
¾ x 4	<b>N038040</b>	10.27
¾ x 4½	<b>N038045</b>	11.36
¾ x 5	<b>N038050</b>	12.33
¾ x 5½	<b>N038055</b>	12.68
¾ x 6	<b>N038060</b>	15.25
¾ x 6½	<b>N038065</b>	21.95
¾ x 10	<b>N038100</b>	33.12
¾ x 12	<b>N038120</b>	44.31
¾ x 15	<b>N038150</b>	51.40
¾ x 20	<b>N038200</b>	92.40
¾ x 24	<b>N038240</b>	97.02
½ x 3	<b>N050030</b>	11.82
½ x 4	<b>N050040</b>	13.31
½ x 5	<b>N050050</b>	14.99
½ x 5½	<b>N050055</b>	16.20
½ x 6	<b>N050060</b>	17.87
½ x 8	<b>N050080</b>	49.62
1¼ x 6	<b>N125060</b>	39.62
1½ x 6	<b>N150060</b>	45.38
2 x 6	<b>N200060</b>	141.65



**MISCELLANEOUS**

**TUB SPOUTS**

Chrome Plated Cast Brass



DESCRIPTION	PART #	PRICE
½" Recessed Connection	<b>1222TS</b>	29.52
Diverter Valve with ½ or ¾ IPS Flush Connection	<b>1222DS</b>	46.43

**SHOWER ARMS**

Heavy Chrome Plated Brass with Flange



DESCRIPTION	PART #	PRICE
½ IPS x 6 Threaded 45 Degree	<b>156 SA6</b>	12.34
Same as 156 SA6 w/ set screw flange	<b>156 SA6F</b>	17.41
½ IPS x 8 Threaded 45 Degree	<b>156 SA8</b>	20.23
Same as 156 SA8 w/ set screw flange	<b>156 SA8F</b>	24.18

**CLOSET SPUDS WITH BRASS LOCK NUTS**



DESCRIPTION	PART #	PRICE
1" x ¾"	<b>301134</b>	7.02
1¼" x ¾"	<b>301143A</b>	8.60
1¼" x 1¼"	<b>301141A</b>	7.70
1½" x 1¼"	<b>301121A</b>	9.95
1½" x 1½"	<b>301121B</b>	9.95
2" x 1½"	<b>301212</b>	13.07
2" x 2"	<b>30122</b>	14.06

**COVERING TUBE**



DESCRIPTION	PART #	PRICE
2" x 6"	<b>164</b>	22.48

**FAUCET HOLE COVERS**



DESCRIPTION	PART #	PRICE
All Brass	<b>128B</b>	4.65

**CAST BRASS WASTE VENT CONNECTIONS (Desanko Type)**

With compression ring and slip nut or body alone.



Female Sweat

DESCRIPTION	PART #	PRICE
1¼ x 1½ Chrome Plated Brass Nut	<b>FS42PC</b>	11.47
1¼ x 1½ Chrome Plated Zinc Nut	<b>FS42PZ</b>	8.09
1¼ x 1½ Rough Brass Nut	<b>FS42RB</b>	7.74
1½ x 1½ Chrome Plated Brass Nut	<b>FS22PC</b>	11.47
1½ x 1½ Chrome Plated Zinc Nut	<b>FS22PZ</b>	8.49
1½ x 1½ Rough Brass Nut	<b>FS22RB</b>	7.91

**FEMALE IPS THREAD**



DESCRIPTION	PART #	PRICE
1¼ x 1¼ Less Nut	<b>FT44B</b>	5.13
1¼ x 1¼ Chrome Plated Brass Nut	<b>FT44PC</b>	11.77
1¼ x 1¼ Chrome Plated Zinc Nut	<b>FT44PZ</b>	6.93
1¼ x 1¼ Rough Brass Nut	<b>FT44RB</b>	7.59
1¼ x 1½ Less Nut	<b>FT42B</b>	5.95
1¼ x 1½ Chrome Plated Brass Nut	<b>FT42PC</b>	12.64
1¼ x 1½ Chrome Plated Zinc Nut	<b>FT42PZ</b>	7.21
1¼ x 1½ Rough Brass Nut	<b>FT42RB</b>	7.88
1½ x 1½ Less Nut	<b>FT22B</b>	7.11
1½ x 1½ Chrome Plated Brass Nut	<b>FT22PC</b>	12.51
1½ x 1½ Chrome Plated Zinc Nut	<b>FT22PZ</b>	7.48
1½ x 1½ Rough Brass Nut	<b>FT22RB</b>	8.20

**MALE IPS THREAD**



DESCRIPTION	PART #	PRICE
1¼ x 1¼ Less Nut	<b>MT44B</b>	8.06
1¼ x 1¼ Chrome Plated Brass Nut	<b>MT44PC</b>	11.69
1¼ x 1¼ Chrome Plated Zinc Nut	<b>MT44PZ</b>	8.49
1¼ x 1¼ Rough Brass Nut	<b>MT44RB</b>	9.28
1¼ x 1½ Less Nut	<b>MT42B</b>	8.31
1¼ x 1½ Chrome Plated Brass Nut	<b>MT42PC</b>	11.98
1¼ x 1½ Chrome Plated Zinc Nut	<b>MT42PZ</b>	9.46
1¼ x 1½ Rough Brass Nut	<b>MT42RB</b>	9.70
1½ x 1½ Less Nut	<b>MT22B</b>	8.66
1½ x 1½ Chrome Plated Brass Nut	<b>MT22PC</b>	12.75
1½ x 1½ Chrome Plated Zinc Nut	<b>MT22PZ</b>	9.51
1½ x 1½ Rough Brass Nut	<b>MT22RB</b>	9.73

**MARINE PLUMBING**

**MARINE PLUMBING EQUIPMENT**

All Marine traps have standard 2" water seal (4" available). Inlet and outlet connections can be grooved for preformed silbraz rings. Special Order traps can be made to meet your specifications. Call our marine specialist with your requirements and for price and availability on all Marine Plumbing products.



**COMPONENT ITEMS (Bulk Packaged)**

**WROUGHT BRASS SHALLOW FLANGES  
(Chrome Plated)**



DESCRIPTION	PART #	CARTON QUANTITY	PRICE
3/8" IPS	<b>WE038</b>	100	5.92
1/2" IPS	<b>WE050</b>	100	5.92
1 1/2" OD	<b>WE1500</b>	100	6.89

**WROUGHT BRASS DEEP BELL FLANGES  
(Chrome Plated)**



DESCRIPTION	PART #	CARTON QUANTITY	PRICE
3/8" IPS	<b>WE038D</b>	100	7.47
1/2" IPS	<b>WE050D</b>	100	7.47
5/8" OD (1/2 Copper)	<b>WE058D</b>	100	7.47
1 1/16" OD	<b>WE069D</b>	100	7.47
1 1/4" OD	<b>WE125D</b>	100	7.74
1 1/2" OD	<b>WE150D</b>	100	7.74

**WROUGHT BRASS BOX FLANGE**



DESCRIPTION	PART #	CARTON QUANTITY	PRICE
1 1/4" OD	<b>WE125BS</b>	100	18.68
1 1/2" OD	<b>WE150BS</b>	100	19.23

**WROUGHT STEEL SHALLOW FLANGES  
(Chrome Plated)**



DESCRIPTION	PART #	CARTON QUANTITY	PRICE
3/8" IPS	<b>SE038</b>	100	.80
1/2" IPS	<b>SE050</b>	100	.80
5/8" OD (1/2 Copper)	<b>SE058</b>	100	.80
1 1/4" OD	<b>SE125</b>	100	.95
1 1/2" OD	<b>SE150</b>	100	.95

**WROUGHT STEEL BOX FLANGES  
(Satin Chrome Plated)**



DESCRIPTION	PART #	CARTON QUANTITY	PRICE
1 1/4" OD	<b>SE125BS</b>	100	5.15
1 1/2" OD	<b>SE150BS</b>	100	5.15
1 3/4" OD	<b>SE175BS</b>	100	6.87
2" OD	<b>SE200BS</b>	100	8.64

**WROUGHT STEEL DEEP BELL FLANGES  
(Chrome Plated)**



DESCRIPTION	PART #	CARTON QUANTITY	PRICE
3/8" IPS	<b>SE038D</b>	100	2.19
1/2" IPS	<b>SE050D</b>	100	2.19
5/8" OD (1/2 Copper)	<b>SE058D</b>	100	2.19
1 1/16" OD	<b>SE069D</b>	100	2.19
1 1/4" OD	<b>SE125D</b>	100	2.29
1 1/2" OD	<b>SE150D</b>	100	2.29
1 23/32" OD	<b>SE172D</b>	100	5.17

**WALL BENDS 17GA - SEAMLESS  
(Seamless Tubular Brass  
Chrome Plated)**



Custom sizes available upon request.

DESCRIPTION	PART #	CARTON QUANTITY	PRICE
1 1/4 x 7 1/2	<b>WB12507517S</b>	25	13.51
1 1/4 x 8 1/2	<b>WB12508517S</b>	25	15.11
1 1/4 x 12	<b>WB12512017S</b>	25	23.97
1 1/4 x 15	<b>WB12515017S</b>	25	28.41
1 1/2 x 7 1/2	<b>WB15007517S</b>	25	16.11
1 1/2 x 9	<b>WB15009017S</b>	25	20.54
1 1/2 x 12	<b>WB15012017S</b>	25	32.21
1 1/2 x 15	<b>WB15015017S</b>	25	36.60
2 x 10	<b>WB20010017</b>	25	55.25



**EXTRA LONG 1 1/2 WALL BENDS - 17GA  
IN-STOCK IN CT AND AZ LOCATIONS**

DESCRIPTION	PART #	CARTON QUANTITY	PRICE
1 1/2 x 18	<b>WB15018017S</b>	25	39.12
1 1/2 x 24	<b>WB15024017S</b>	25	43.62
1 1/2 x 30	<b>WB15030017S</b>	25	46.71
1 1/2 x 36	<b>WB15036017S</b>	25	51.63



## ELBOWS - CAST BRASS



DESCRIPTION	CHROME		ROUGH BR		SATIN		CARTON QUANTITY
	PART #	PRICE	PART #	PRICE	PART #	PRICE	
3/8" 90 Degree	<b>EL038</b>	10.46	N/A		N/A		50
1 1/4" w/Nuts	<b>EL125N</b>	18.57	<b>EL125NR</b>	14.99	<b>EL125NS</b>	16.35	50
1 1/2" w/Nuts	<b>EL150N</b>	18.57	<b>EL150NR</b>	14.99	<b>EL150NS</b>	16.92	50



## THREADED ONE END TAILPIECES 17GA SEAMLESS BRASS (Chrome Plated)

DESCRIPTION	PART #	CARTON QUANTITY	PRICE
1 1/4 x 6	<b>TL12506017</b>	50	10.43
1 1/4 x 8	<b>TL12508017</b>	25	18.74
1 1/4 x 10	<b>TL12510017</b>	25	20.27
1 1/4 x 12	<b>TL12512017</b>	25	22.62
1 1/4 x 1 1/2 x 6	<b>TL12515006017</b>	25	19.22
1 1/4 x 18	<b>TL12518017</b>	25	31.34
1 1/4 x 24	<b>TL12524017</b>	25	41.07
1 1/2 x 4	<b>TL15004017</b>	25	9.40
1 1/2 x 6	<b>TL15006017</b>	25	12.13
1 1/4 x 10 1/2 90 Degree	<b>TL1259017</b>	25	28.82



## SINK TAILPIECES SEAMLESS BRASS (Chrome Plated)

DESCRIPTION	PART #	CARTON QUANTITY	PRICE
<b>17GA BRASS</b>			
1 1/2 x 4	<b>*ST15004017</b>	25	9.85
1 1/2 x 6	<b>*ST15006017</b>	25	11.18
1 1/2 x 8	<b>*ST15008017</b>	25	14.24
1 1/2 x 12	<b>*ST15012017</b>	25	17.26
2 x 6	<b>*2646</b>	25	23.35
2 x 12	<b>*26412</b>	25	41.80
<b>20GA BRASS</b>			
1 1/2 x 4	<b>*ST15004020</b>	25	6.60

\*Add suffix BN for brass nut and washer.

Add \$2.74 (1 1/2") \$5.60 (2")

## LOCK SHIELD CAPS



DESCRIPTION	PART #	CARTON QUANTITY	PRICE
Standard Line Stop	<b>C1</b>	100	2.72
Heavy Duty Stop	<b>HC1</b>	100	2.72

## CROSS HANDLE

Cast brass fits all McGuire multi-turn stops.




DESCRIPTION	PART #	CARTON QUANTITY	PRICE
Cross Handle	<b>X1</b>	100	7.04

## CAST BRASS SLIP JOINT NUTS WITH WASHERS



DESCRIPTION	CHROME		ROUGH BR		CARTON QUANTITY
	PART #	PRICE	PART #	PRICE	
1 1/4 x 1 1/4	<b>311125125W</b>	2.51	<b>311125125RW</b>	2.37	200
1 1/2 x 1 1/4	<b>311150125W</b>	3.17	<b>311150125RW</b>	2.99	200
1 1/2 x 1 1/2	<b>311150150W</b>	3.17	<b>311150150RW</b>	2.99	200
2 x 1 1/2	<b>311200150W</b>	6.87	<b>311200150RW</b>	6.60	100
2 x 2	<b>311200200DW</b>	6.47	<b>311200200RW</b>	6.21	100

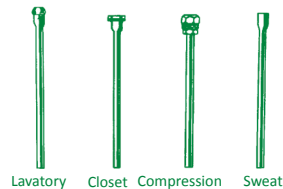
## STAINLESS STEEL BRAIDED RISERS



Custom sizes available upon request.

DESCRIPTION	PART #	CARTON QUANTITY	PRICE
<b>LAVATORY</b>			
3/8" COMP x 1/2" IPS x 9	<b>SSLAV09050038</b>	100	4.85
3/8" COMP x 1/2" IPS x 12	<b>SSLAV12050038</b>	100	5.84
3/8" COMP x 1/2" IPS x 16	<b>SSLAV16050038</b>	100	6.65
3/8" COMP x 1/2" IPS x 20	<b>SSLAV20050038</b>	100	7.47
3/8" COMP x 1/2" IPS x 30	<b>SSLAV30050038</b>	40	9.74
3/8" COMP x 1/2" IPS x 36	<b>SSLAV36050038</b>	40	11.07
1/2" COMP x 1/2" IPS x 12	<b>SSLAV12050050</b>	100	6.45
1/2" COMP x 1/2" IPS x 20	<b>SSLAV20050050</b>	100	7.90
<b>CLOSET - 7/8" ballcock</b>			
3/8" COMP x 9	<b>SSCLO09050038</b>	100	4.85
3/8" COMP x 12	<b>SSCLO12050038</b>	100	5.84
1/2" COMP x 12	<b>SSCLO12050050</b>	100	6.65
3/8" COMP x 20	<b>SSCLO20050038</b>	100	7.97

## COPPER FLEXIBLE RISER TUBES



Custom sizes available upon request.

DESCRIPTION	PART #	CARTON QUANTITY	PRICE
<b>LAVATORY</b>			
3/8" OD x 12	<b>M65</b>	100	4.99
3/8" OD x 15	<b>M61</b>	100	6.76
3/8" OD x 20	<b>M66</b>	100	9.03
3/8" OD x 36	<b>M62</b>	100	16.21
1/2" OD x 12	<b>M67</b>	100	7.12
1/2" OD x 20	<b>M68</b>	100	11.92
<b>CLOSET</b>			
3/8" OD x 12	<b>M69</b>	100	6.42
3/8" OD x 20	<b>M70</b>	100	8.47
1/2" OD x 12	<b>M71</b>	100	8.47
1/2" OD x 20	<b>M72</b>	100	13.53
<b>COMPRESSION</b>			
3/8" OD x 12	<b>M65C</b>	100	10.49
3/8" OD x 20	<b>M66C</b>	100	17.50
<b>SWEAT</b>			
3/8" OD x 12	<b>M75</b>	100	8.05
3/8" OD x 20	<b>M76</b>	100	13.45



**TERMS & CONDITIONS**

**TERMS:** All sales are subject to credit approval. Terms are 2% ten days – Net 30.

**RETURNED GOODS:** Requests for returning purchased items are subject to factory approval.

A Returned Goods Authorization (RGA) must be obtained from the factory prior to any return. Returned merchandise must be in their original cartons, listed in our current List Price Sheet and in clean resalable condition.

Restocking charge:

- Material that was shipped within 18 months of the return request is subject to a 25% restocking charge.
- Material that was shipped more than 18 months of the return request but less than 3 years is subject to a 50% restocking charge. Material returned more than 18 months after it was shipped is not subject to any stock rotation agreement.
- Material that was shipped more than three years before the return request is not returnable. Invoice dates as well as dates on packaging will control.

The restocking charge may be reduced if a new order of equal value is placed at the time the RGA is requested.

- 25% may be reduced to 15%.
- 50% may be reduced to 35%.

**MINIMUM RETURN POLICY:** Return requests less than \$200.00 net will be charged \$50.00 processing fee in lieu of any restocking charge.

**INVOICE:** We reserve the right to invoice all merchandise at prices in effect at time of shipment.

**NO MINIMUM ORDER:** Orders less than \$200.00 list will be invoiced at list price less 35%.

**FREIGHT:** We will pay the freight on shipments within the continental United States when the order (pre-tax) totals more than \$2,200.00 net. We select the method of shipment and carrier when we pay the freight.

**LIMITED WARRANTY**

McGuire Manufacturing Co., Inc (McGuire) warrants its product to be free from defects in material and workmanship for the period indicated below by product type measured from the date of purchase:

ITEM	WARRANTY PERIOD
Brass products	15 years
Prowrap	5 years
Eco P-Traps, Eco Strainers and Value Strainers	1 year
Stainless Steel products	1 year
Lite Commercial P-Traps	1 year

McGuire's sole responsibility will be to replace, at no additional charge, any product which proves to be defective within the applicable warranty period. Shipping costs for product located outside the continental United States will be the sole responsibility of the customer. Duties and taxes, if levied, shall be the sole responsibility of the customer.

The above Limited Warranty shall not apply if the product has been damaged due to abuse, misuse, improper installation, accident, or other cause not within McGuire's control.

THE ABOVE LIMITED WARRANTY IS THE SOLE AND EXCLUSIVE WARRANTY. ALL OTHER WARRANTIES ARE DISCLAIMED, WHETHER EXPRESSED OR IMPLIED, INCLUDING BUT NOT LIMITED TO, ANY IMPLIED WARRANTIES OF MERCHANTABILITY OR FITNESS FOR A PARTICULAR PURPOSE. IN NO EVENT SHALL MCGUIRE BE RESPONSIBLE OR LIABLE FOR ANY SPECIAL, INCIDENTAL, OR CONSEQUENTIAL DAMAGES OR LOSSES ARISING FROM THE USE OF THIS PRODUCT.

McGuire may, at its option, alter the contents of this LIMITED WARRANTY at anytime. These changes will affect products manufactured after the effective date of this policy.