

# LESSO

## LESSO America Inc.

1010 Railroad Street, Corona, CA, 92882


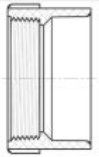
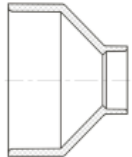

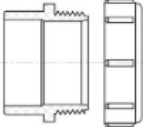
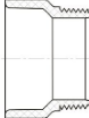
O: (951)547-6888

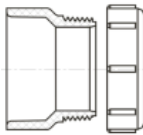
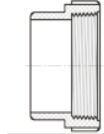
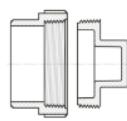
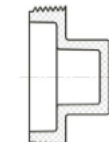

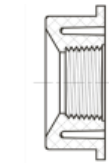


F: (951)547-6886

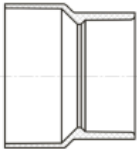

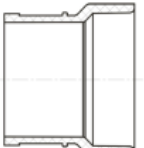


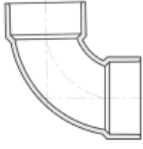
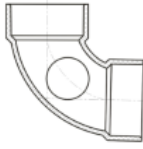
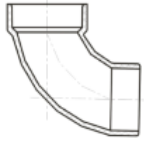
Toll fee: (888)988-8839

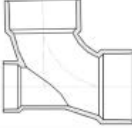
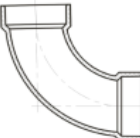




www.lessoamerica.com





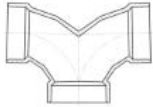
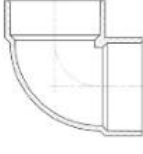
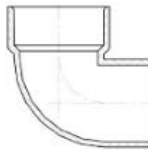
### DWV Fittings List Price

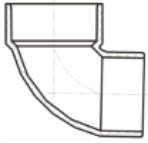
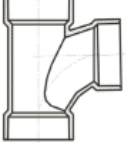
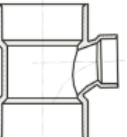
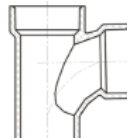
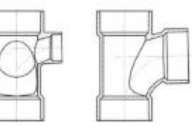
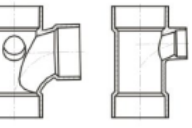
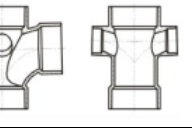
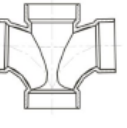
No.	Product(s)	Part Number	Size(IN)	Std Pk	Mstr Ctn	List Price
1	<b>Coupling (H × H)</b> 	LP100-012	1-1/4	100	400	\$10.35
2		LP100-015	1-1/2	100	400	\$2.34
3		LP100-020	2	100	0	\$3.05
4		LP100-030	3	60	0	\$10.49
5		LP100-040	4	25	0	\$18.59
6		LP100-060	6	5	0	\$60.54
7	<b>Female Adapter (FPT × H)</b> 	LP101-012	1-1/4	100	400	\$22.16
8		LP101-212	1-1/2×1-1/4	100	400	\$24.08
9		LP101-015	1-1/2	100	400	\$4.35
10		LP101-020	2	50	200	\$7.42
11		LP101-030	3	35	0	\$19.94
12		LP101-040	4	10	40	\$25.57
13	LP101-060	6	10	0	\$85.84	
14	<b>Pipe In increaser-Reducer (H × H)</b> 	LP102-251	2×1-1/2	25	100	\$6.78
15		LP102-337	3×1-1/2	25	0	\$20.68
16		LP102-338	3×2	20	80	\$15.87
17		LP102-420	4×2	10	40	\$31.49
18		LP102-422	4×3	20	0	\$33.52
19		LP102-532	6×4	6	0	\$117.18
20	<b>Trap Adapter-Male (S × SLIP)</b> 	LP103-015	1-1/2	50	200	\$8.43
21		LP103-020	2	25	150	\$25.62
22	<b>Trap Adapter-Male (S × SLIP) w/Plastic Nut</b> 	LP103P-015	1-1/2			\$8.62
23		LP103P-020	2			\$33.96
24	<b>Trap Adapter - Female (H × SLIP)</b> 	LP104-015	1-1/2			\$7.17
25		LP104-212	1-1/2×1-1/4	50	200	\$8.99

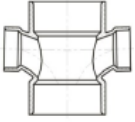
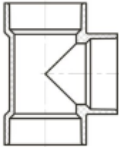
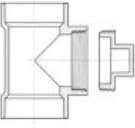
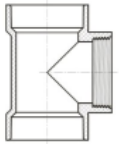
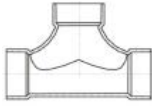
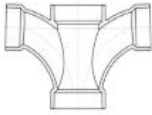
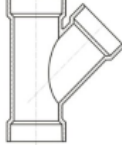
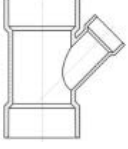
26		LP104P-015	1-1/2			\$8.27
27		LP104P-212	1-1/2x1-1/4			\$8.62
28		LP105-015	1-1/2	50	200	\$5.52
29		LP105-020	2	50	200	\$7.12
30		LP105-030	3	20	80	\$20.05
31		LP105-040	4	10	40	\$32.92
32		LP105-060	6	10	0	\$95.89
33		LP105X-015	1-1/2			\$9.63
34		LP105X-020	2			\$11.70
35		LP105X-030	3			\$28.27
36		LP105X-040	4			\$45.00
37		LP105X-060	6			\$160.10
38		LP106-012	1-1/4	50	600	\$5.12
39		LP106-015	1-1/2	50	300	\$4.14
40		LP106-020	2	50	200	\$4.59
41		LP106-030	3	25	150	\$8.22
42		LP106-040	4	30	120	\$12.12
43		LP106-060	6	10	40	\$40.31
44		LP107-212	1-1/2x1-1/4	100	400	\$9.33
45		LP107-250	2x1-1/4	50	200	\$9.33
46		LP107-251	2x1-1/2	50	200	\$4.02
47		LP107-337	3x1-1/2	30	120	\$19.30
48		LP107-338	3x2	30	120	\$10.10
49		LP107-420	4x2	30	0	\$33.55
50		LP107-422	4x3	30	0	\$17.12
51		LP107-532	6x4	10	0	\$89.06
52		LP108-209	1-1/2x1/2	50	300	\$7.84
53		LP108-210	1-1/2x3/4	50	300	\$10.43
54		LP109-012	1-1/4	50	200	\$11.07
55		LP109-015	1-1/2	50	300	\$4.55
56		LP109-020	2	50	200	\$5.89
57		LP109-030	3	25	0	\$16.87
58		LP109-040	4	25	0	\$37.37
59		LP109-060	6	7	0	\$122.25
60		LP109-169	1-1/4x1-1/2	25	150	\$5.97
61		LP116-015	1-1/2	20	240	\$10.14
62		LP116-020	2	15	180	\$16.83
63		LP116-030	3	10	60	\$29.19
64		LP116-040	4	5	20	\$41.71
65		LP116-060	6	8	0	\$105.28

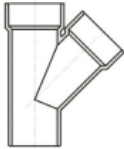
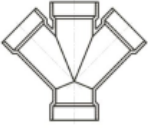
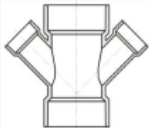

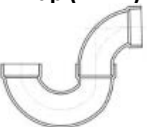


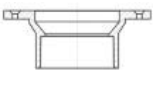

66	<b>Adapter Coupling (H × H)</b>	LP117-040	4	20	0	\$36.13					
67		LP117-422	4×3	12	48	\$31.76					
68	<b>Adapter Bushing (DWV SPIGOT × HUB)</b>	LP118-030	3			\$29.72					
69		LP118-040	4	10	60	\$14.34					
70	<b>No-Hub Adapter (S × H)</b>	LP119-015	1-1/2	25	100	\$27.28					
71		LP119-020	2	25	100	\$12.21					
72		LP119-030	3	20	80	\$17.64					
73		LP119-040	4	14	56	\$22.68					
74		LP119-251	2×1-1/2			\$23.84					
75		LP119-422	4×3	8	48	\$28.99					
76		<b>Hub Adapter (H×S)</b>	LP123-020	2	20	80	\$22.80				
77		LP123-030	3	20	0	\$40.87					
78		LP123-040	4	12	0	\$65.74					
79	<b>Repair Coupling (H × H)</b>	LP130-015	1-1/2			\$12.71					
80		LP130-020	2			\$8.87					
81		LP130-030	3	10	60	\$22.40					
82		LP130-040	4	5	30	\$43.11					
83		LP130-060	6	12	0	\$218.90					
84		<b>1/4 Bend (H × H)</b>	LP300-012	1-1/4	50	200	\$17.12				
85		LP300-015	1-1/2	100	0	\$4.70					
86		LP300-020	2	50	0	\$7.42					
87		LP300-030	3	25	0	\$21.84					
88		LP300-040	4	10	0	\$43.04					
89		LP300-060	6	4	0	\$151.00					
90		<b>1/4 Bend with Side Inlet(ALL HUB)</b>	LP300S-338	3×3×2	10	0	\$44.52				
											
91	<b>1/4 Bend, Street (S × H)</b>	LP302-012						1-1/4	50	200	\$24.12
92		LP302-015						1-1/2	30	180	\$6.30
93		LP302-020						2	50	0	\$9.57
94		LP302-030						3	20	0	\$24.19
95		LP302-040	4	10	0	\$45.57					
96		LP302-060	6	4	0	\$210.40					

97	<b>1/4 Bend w/ Low Heel Inlet (H x H x H)</b>	LP303-338	3x3x2	25	0	\$39.31
98		LP303-420	4x4x2	6	0	\$77.57
99	<b>Long Sweep 1/4 Bend (H x H)</b>	LP304-015	1-1/2	30	120	\$11.28
100		LP304-020	2	15	60	\$12.19
101		LP304-030	3	10	0	\$28.72
102		LP304-040	4	5	0	\$54.84
103		LP304-060	6			\$206.15
104		<b>11-1/4° Elbow (H x H)</b>	LP305-060	6	6	0
105	<b>11-1/4° Elbow (Sp x H)</b>	LP306-060	6	5	0	\$194.22
106	<b>Long Sweep 1/4 Bend, Street (H x S)</b>	LP309-015	1-1/2	30	120	\$16.23
107		LP309-020	2	15	60	\$18.96
108		LP309-030	3			\$52.11
109		LP309-040	4			\$74.23
110		<b>1/4 Bend, Street w/ Low Heel Inlet (H x S x H)</b>	LP310-338	3x3x2	15	0
111	<b>1/6 Bend (H x H)</b>	LP319-015	1-1/2	40	160	\$10.26
112		LP319-020	2	25	100	\$13.17
113		LP319-030	3	20	0	\$41.94
114		LP319-040	4	8	0	\$64.88
115		LP319-060	6			\$319.05
116		<b>1/6 Bend, Street (H x S)</b>	LP320-015	1-1/2	40	160
117		LP320-020	2	25	100	\$26.79
118		LP320-030	3	20	0	\$67.83
119		LP320-040	4	10	0	\$83.96
120		<b>1/8 Bend (H x H)</b>	LP321-012	1-1/4	50	200
121		LP321-015	1-1/2	100	0	\$4.60

122		LP321-020	2	50	0	\$6.63
123		LP321-030	3	25	0	\$16.54
124		LP321-040	4	15	0	\$34.28
125		LP321-060	6	5	0	\$138.30
126		<b>1/8 Bend, Street (H x S)</b>	LP323-012	1-1/4	40	240
127		LP323-015	1-1/2	100	0	\$4.58
128		LP323-020	2	50	0	\$7.04
129		LP323-030	3	25	0	\$19.15
130		LP323-040	4	9	0	\$32.73
131		LP323-060	6	5	0	\$169.30
132	<b>1/16 Bend (H x H)</b>	LP324-015	1-1/2	50	200	\$6.46
133		LP324-020	2	25	100	\$8.04
134		LP324-030	3	25	0	\$20.55
135		LP324-040	4	15	0	\$31.42
136		LP324-060	6	3	0	\$188.70
137		<b>1/16 Bend, Street (H x S)</b>	LP326-015	1-1/2	50	200
138		LP326-020	2	25	100	\$19.58
139		LP326-030	3	25	0	\$30.82
140		LP326-040	4	10	0	\$44.92
141		LP326-060	6	5	0	\$182.77
142		<b>Double 1/4 Bend (H x H x H)</b>	LP327-015	1-1/2	20	80
143		LP327-020	2	25	0	\$26.14
144		LP327-030	3	15	0	\$69.04
145		LP327-040	4	6	0	\$95.21
146		LP327-241	2x1-1/2x1-1/2	15	60	\$24.04
147		<b>Closet Bend, Reducing (H x H)</b>	LP329-342	3x4	10	0
148	<b>Vent Ell (H x H)</b>	LP331-015	1-1/2	25	150	\$9.99
149		LP331-020	2	30	120	\$13.13
150		LP331-030	3	25	0	\$34.04
151		LP331-040	4	10	0	\$60.35
152		LP331-060	6	4	0	\$262.42
153		<b>Vent Ell, Street (H x S)</b>	LP333-015	1-1/2	25	150
154		LP333-020	2	20	80	\$15.70
155		LP333-030	3	25	0	\$40.29
156		LP333-040	4	10	0	\$124.92
157		LP333-060	6	4	0	\$208.08

158	<b>Trap Elbow(for use with Traps only)(H × S)</b> 	LP335-030	3	30	0	\$36.08
159		LP335-040	4	20	0	\$115.65
160	<b>Sanitary Tee (ALL HUB)</b> 	LP400-012	1-1/4	50	0	\$17.19
161		LP400-015	1-1/2	60	0	\$8.51
162		LP400-020	2	35	0	\$12.51
163		LP400-030	3	15	0	\$32.89
164		LP400-040	4	5	0	\$58.41
165		LP400-060	6	3	0	\$243.80
166	<b>Reducing Sanitary Tee(ALL HUB)</b> 	LP401-241	2×1-1/2×1-1/2	15	60	\$11.01
167		LP401-251	2×2×1-1/2	50	0	\$11.06
168		LP401-257	2×1-1/2×2	15	60	\$13.35
169		LP401-337	3×3×1-1/2	8	32	\$23.25
170		LP401-338	3×3×2	15	0	\$24.59
171		LP401-419	4×4×1-1/2	10	0	\$62.95
172		LP401-420	4×4×2	10	0	\$52.22
173		LP401-422	4×4×3	10	0	\$70.95
174		LP401-528	6×6×2	5	0	\$260.68
175		LP401-530	6×6×3	4	0	\$286.20
176		LP401-532	6×6×4	4	0	\$235.70
177	<b>Sanitary Tee(Sp×H×H)</b> 	LP403-015	1-1/2	25	100	\$25.69
178		LP403-040	4	10	0	\$108.60
179		LP404-337	3×3×1-1/2	9	36	\$47.32
180	<b>Sanitary Tee w/ Left Side Inlet (ALL HUB)</b> 	LP416-337	3×3×3×1-1/2	8	0	\$81.03
181		LP416-338	3×3×3×2			\$59.78
182		LP416-420	4×4×4×2	4	0	\$134.90
183	<b>Sanitary Tee w/ Right Side Inlet (ALL HUB)</b> 	LP417-337	3×3×3×1-1/2			\$81.03
184		LP417-338	3×3×3×2			\$59.78
185	<b>Sanitary Tee w/ R &amp; L Side Inlets (ALL HUB)</b> 	LP418-337	3×3×3×1-1/2	6	0	\$65.51
186		LP418-338	3×3×3×2			\$91.62
187	<b>Double Sanitary Tee (ALL HUB)</b> 	LP428-015	1-1/2			\$18.91
188		LP428-020	2	25	0	\$25.54
189		LP428-030	3	6	0	\$71.38
190		LP428-040	4			\$114.90
191		LP428-060	6			\$527.35

192	<b>Double Sanitary Tee, Reducing (ALL HUB)</b> 	LP429-251	2x2x1-1/2x1-1/2	25	0	\$19.30
193		LP429-337	3x3x1-1/2x1-1/2	6	24	\$40.99
194		LP429-338	3x3x2x2	10	0	\$43.11
195		LP429-419	4x4x1-1/2x1-1/2			\$152.18
196		LP429-420	4x4x2x2	5	0	\$94.95
197		LP429-422	4x4x3x3	5	0	\$97.42
198		LP429-528	6x6x2x2	4	0	\$377.63
199		LP429-530	6x6x3x3	4	0	\$395.63
200		LP429-532	6x6x4x4	3	0	\$410.78
201		<b>Vent Tee (ALL HUB)</b> 	LP441-015	1-1/2	25	100
202	LP441-020		2	25	0	\$24.43
203	LP441-030		3	10	0	\$68.85
204	LP441-040		4	5	0	\$94.38
205	LP441-060		6	3	0	\$208.08
206	<b>Cleanout Tee w/ C.O. Plug (H x H)</b> 	LP444X-015	1-1/2			\$21.50
207		LP444X-020	2			\$24.83
208		LP444X-030	3			\$47.45
209		LP444X-040	4			\$82.52
210		LP444X-060	6			\$379.89
211	<b>Flush C.O. Tee (H x H x FPT)</b> 	LP445-015	1-1/2	20	120	\$17.37
212		LP445-020	2	20	80	\$20.26
213		LP445-030	3	15	0	\$39.24
214		LP445-040	4	10	0	\$70.41
215		LP445-060	6			\$236.38
216	<b>2-Way Cleanout (ALL HUB)</b> 	LP448-030	3			\$76.48
217		LP448-040	4			\$99.01
218	<b>Double Fixture Fitting (ALL HUB)</b> 	LP500-020	2x2x2x2			\$43.45
219		LP500-030	3x3x3x3	10	0	\$93.84
220		LP500-241	2x1-1/2x1-1/2x1-1/2	20	0	\$53.46
221		LP500-251	2x2x1-1/2x1-1/2	20	0	\$50.05
222		LP500-338	3x2x3x3	10	0	\$92.87
223	<b>Wye (ALL HUB)</b> 	LP600-012	1-1/4	25	100	\$21.90
224		LP600-015	1-1/2	50	0	\$16.05
225		LP600-020	2	25	0	\$15.26
226		LP600-030	3	15	0	\$41.17
227		LP600-040	4	8	0	\$74.65
228		LP600-060	6	2	0	\$225.40
229	<b>Reducing Wye (ALL HUB)</b> 	LP601-241	2x1-1/2x1-1/2	15	60	\$21.50
230		LP601-251	2x2x1-1/2	15	60	\$18.72
231		LP601-257	2x1-1/2x2	10	40	\$32.73
232		LP601-337	3x3x1-1/2	15	0	\$26.93
233		LP601-338	3x3x2	12	0	\$30.44
234		LP601-419	4x4x1-1/2	10	0	\$90.02
235		LP601-420	4x4x2	10	0	\$44.94
236		LP601-422	4x4x3	10	0	\$60.59
237		LP601-528	6x6x2	5	0	\$227.38
238		LP601-530	6x6x3	3	0	\$219.00
239		LP601-532	6x6x4	4	0	\$165.70

240	<b>45° Wye (Sp × H × H)</b> 	LP602-030	3	10	0	\$58.06
241	<b>Double Wye (ALL HUB)</b> 	LP611-015	1-1/2	40	0	\$34.75
242		LP611-020	2	20	0	\$40.14
243		LP611-030	3	8	0	\$81.63
244		LP611-040	4	5	0	\$165.60
245		LP611-060	6			\$347.60
246	<b>Reducing Double Wye(ALL HUB)</b> 	LP612-251	2×2×1-1/2×1-1/2	10	40	\$35.43
247		LP612-337	3×3×1-1/2×1-1/2	10	0	\$62.83
248		LP612-338	3×3×2×2	15	0	\$60.81
249		LP612-420	4×4×2×2	6	0	\$99.25
250		LP612-422	4×4×3×3	5	0	\$131.10
251		LP612-528	6×6×2×2	4	0	\$309.40
252		LP612-530	6×6×3×3	3	0	\$320.27
253		LP612-532	6×6×4×4	3	0	\$439.80
254	<b>Return Bend (H × H)</b> 	LP700-015	1-1/2			\$14.54
255		LP700-020	2	25	0	\$24.95
256		LP700-030	3	8	0	\$75.58
257		LP700-040	4	6	0	\$137.30
258		LP700-060	6			\$303.13
259	<b>P-Trap (H × H)</b> 	LP706X-015	1-1/2			\$16.31
260		LP706X-020	2	15	0	\$22.00
261		LP706X-030	3			\$74.57
262		LP706X-040	4			\$170.10
263		LP706X-060	6			\$524.50
264	<b>P-Trap w/ Cleanout (H × H)</b> 	LP707X-015	1-1/2			\$26.93
265		LP707X-020	2			\$45.67
266	<b>Adjustable P-Trap w/ Plastic Nut (H × H)</b> 	LP708P-015	1-1/2			\$20.87
267		LP708P-020	2			\$45.29
268	<b>Closet Flange (H)</b> 	LP800-040	4×4	30	0	\$23.67
269		LP800-422	4×3	25	0	\$23.63
270	<b>Closet Flange, Reducing (SPIGOT)</b> 	LP801-422	4×3	25	0	\$23.40